
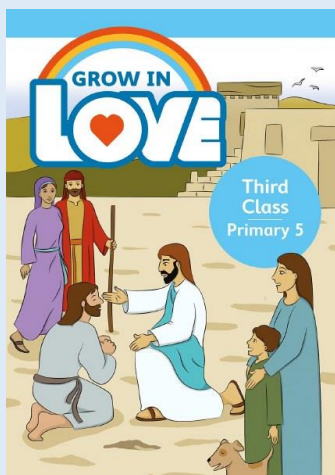


‘May is the month of Mary’

*Grow in Love programme Third/ P5 and Fourth Classes/P6
Resource prepared by the Primary Diocesan Advisors, Dublin
May 2022*



This PowerPoint will show how Mary, Mother of God is introduced in Third/P5 and Fourth/P6 classes in the *Grow in Love* programme. This PowerPoint is built on the Junior Infant/P1 and Senior Infant/P2 and First/P3 and Second Classes/P4 PowerPoints

- Please use this resource with the *Grow in Love* Teacher Manual appropriate for the Third /Fourth class standard
- It can be used with the Monthly Memo sent to all primary schools
- Please use the *Grow in Love* poster and follow directions in the Teacher Manual for the class prayer space
- While the resource has a focus on Mary, we remember Mary always leads us to her Son Jesus.



Third Class/P5

- The Sacrament of the Sick (Theme 3, Lesson 4)
- Feast of the Immaculate Conception, 8 December
- Story: 'The Story of Lourdes'
- Prayer: Hail Mary
- Prayer: The Angelus
- Prayer: Our Lady of Lourdes, pray for us.
- Feast of Our Lady of Lourdes – 11 February
- Song: The Bells of the Angelus
- Prayer Service: page 119-120
- The Gift of Time(Theme 4, Lesson 1)
- Scripture: The Annunciation, Luke 1:26-38
- Mary Visits Elizabeth. (Theme 4, Lesson 2)
- Scripture: Mary Visits Elizabeth (Luke 1:39-45)
- Prayer Service: page 151-152
- Holy Week: (Theme 7, Lesson 1)- The Rosary-The Sorrowful Mysteries
- Scripture: Jn 19:26-27
- Prayer Service -page 251




Third Class/P5

- Christian Pilgrimage, (Theme 9, Lesson 2)
- Song: 'When Creation was Begun'
- The Story of Knock
- Feast of Our Lady of Knock – 17 August
- Prayer Service: page 311



Fourth Class/P6

- Zechariah and Elizabeth, (Theme 4, Lesson 1)
- Scripture: The Annunciation, Luke 1: 28-38.
- Prayer: The Angelus
- The Epiphany, Theme 4, Lesson 2
- Scripture: Visitors from the East, Matthew 2:1-12
- Prayer Service: Page 156



Fourth Class/P6

- Good Friday: Jesus Dies on the Cross. (Theme 7, Lesson 2)
- The Stations of the Cross
- Poem: Stabat Mater
- Easter; The Resurrection of Jesus, (Theme 7, Lesson 3)
- The Rosary: The Glorious Mysteries
- Song: *Regina Coeli*, Rejoice, Queen of Heaven
- Prayer Service: page 270-271



Fourth Class/P6

- Pilgrimages at Home and Abroad (Theme 9, Lesson 1)
- Prayer: The Magnificat
- Our Lady of Guadalupe
- Song: 'A Mhuire Mháthair'
- Prayer: The Memorare
- Prayer Service: page 347



Third/ Fourth Class

PRAYER TO THE HOLY FAMILY

Jesus , Mary and Joseph,
I give you my heart and my soul.
Jesus, Mary and Joseph, assist me
now and in my last agony.
Jesus, Mary and Joseph, may I
breathe forth my soul in peace
with you Amen.



Prayers to the Guardian Angel

Prayer to the Guardian Angel (traditional)

Angel of God, my Guardian dear,
To whom God's love commits me
here.

Ever this day, be at my side,
To light and guard to rule and
guide.

Amen

Prayer to the Guardian Angel (*Grow in Love*)

Angel sent by God to guide me,
Be my light and walk beside me;
Be my guardian and protect me;
on the paths of life direct me.









Please invite teachers from Fifth/P7 and Sixth Class/p8 to revise these lessons from Junior Infants /P1 through to Fourth/P6 Class in keeping with the Spiral curriculum

Catholic Preschool and Primary
Religious Education
Curriculum for Ireland



Irish Episcopal Conference



Thank
you!

A vibrant, hand-drawn style illustration of the words "Thank you!". The word "Thank" is in a bold, blocky font with each letter in a different color: T (yellow), h (orange), a (green), n (purple), k (orange). The word "you!" is also in a bold, blocky font: y (green), o (red), u (blue), followed by a large blue exclamation mark. The letters have thick black outlines and some internal detailing like dashed lines or small dots. Several stylized flowers are scattered around the text: a large pink flower with a yellow center and dashed lines on its petals is positioned in front of the "y"; a blue flower is to the left of the "y"; another blue flower is above the "k"; and a small blue flower is above the "u". The background is plain white.